

6ZR



55 kNm



7,0 bis
8,6 m



2,7 bis
2,8 m



3,3 bis
4,9 m



1.220 kg



410°



410°



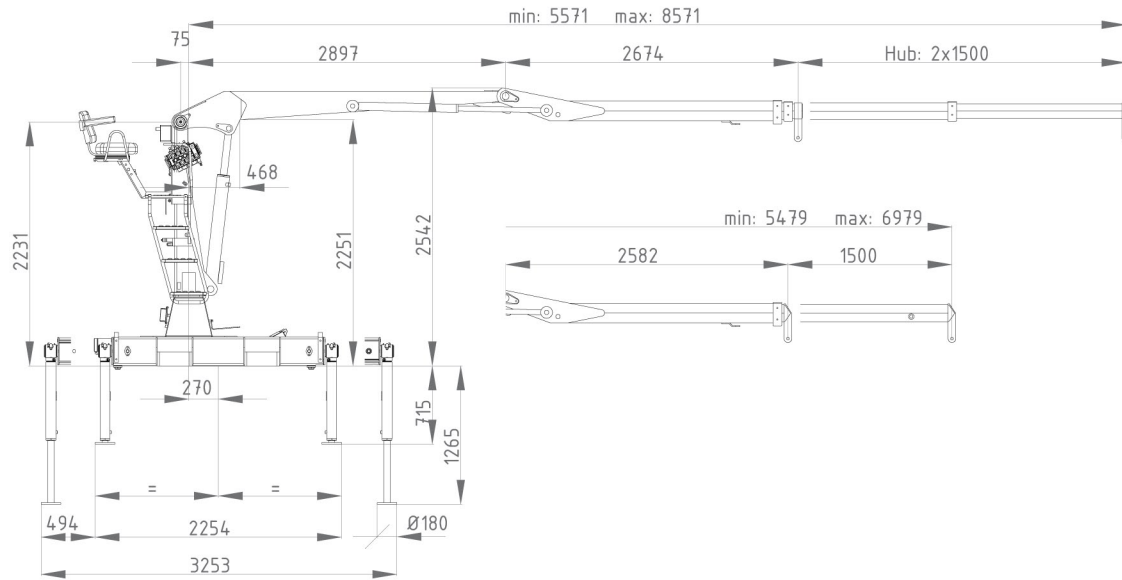
205 bar



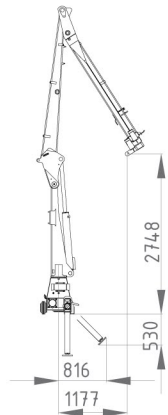
50 bis
80 l/min
ca. 30 kW



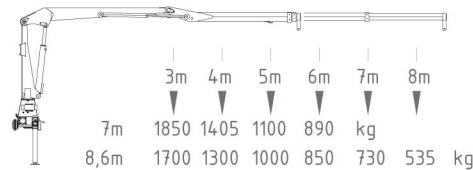
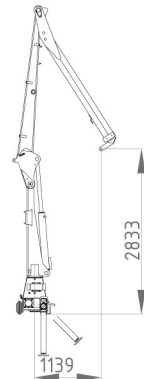
90 l/min
ca. 39 kW



8,6m
Schläuche außen



7,0m
Schläuche außen



RS01

